


Nuvoton Technology Corporation

2Q'15 Investor Conference

July 31, 2015



Safe Harbor Notice

- We have made forward-looking statements in this presentation. Our forward-looking statements contain information regarding, among other things, our financial condition, future expansion plans and business strategies. We have based these forward-looking statements on our current expectations and projections about future events. Although we believe that these expectations and projects are reasonable, such forward-looking statements are inherently subject to risks, uncertainties and assumptions about us.
- We undertake no obligation to publicly update or revise any forward-looking statements whether as a result of new information, future event or otherwise. In light of these risks, uncertainties and assumptions, the forward-looking events discussed in this conference might not occur and our actual results could differ materially from those anticipated in these forward-looking statements.
- The information contained herein shall also not constitute an offer to sell or a solicitation of an offer to buy the company's securities nor shall there be any sale of such securities in any state or country in which such offer, solicitation or sale would be unlawful prior to registration or qualification under the securities laws of any such state or country.

Agenda

- **Nuvoton Financial Results**
- **Nuvoton 2015 Q2 Business Results & 2015 Business Outlook Update**
- **Q&A**

Nuvoton Financial Results

- Nuvoton Consolidated Statement of Comprehensive Income (2Q'15)
- Nuvoton Consolidated Balance Sheet
- Nuvoton Consolidated Statement of Cash Flows
- Nuvoton Revenue and GM Trend - Consolidated



Nuvoton Consolidated Statement of Comprehensive Income (2Q'15)

Selected Items from Statement of Comprehensive Income.

	2Q'15		1Q'15		2Q'14		QoQ change		YoY change	
Unit: NT\$ M	Amount	%	Amount	%	Amount	%	Amount	%	Amount	%
Net Revenue	1,924	100	1,632	100	1,894	100	292	18	30	2
Gross Profit	794	41	720	44	829	44	73	10	(35)	(4)
Operating Income	153	8	109	7	155	8	44	40	(1)	(1)
Net Non-Operating Income	45	2	8	0	54	3	38	504	(8)	(15)
Income before Income Tax	199	10	117	7	208	11	82	70	(10)	(5)
Net Income	160	8	96	6	180	10	65	67	(20)	(11)
EPS (NTD)	0.77		0.46		0.87		0.31		-0.10	

Note: Weighted average outstanding shares were 207.5M units in 2Q'15.

Nuvoton Consolidated Balance Sheet

Selected Items from Balance Sheet.

	Jun 30 '15		Mar 31 '15		QoQ change	
Unit: NT\$ M	Amount	%	Amount	%	Amount	%
Cash & Cash Equivalents	2,010	37	1,808	36	203	11
Accounts Receivable	878	16	731	14	147	20
Inventories	963	18	896	18	67	7
Long-Term Investments	384	7	389	8	(5)	(1)
Property, Plant and Equipment	510	9	511	10	(0)	(0)
Total Assets	5,396	100	5,035	100	361	7
Current Liabilities	1,885	35	1,448	29	437	30
Non-Current Liabilities	606	11	595	12	11	2
Total Liabilities	2,491	46	2,043	41	448	22
Total Equity	2,905	54	2,992	59	(87)	(3)
Current Ratio	2.11		2.48			
Debt/Equity Ratio	0.86		0.68			

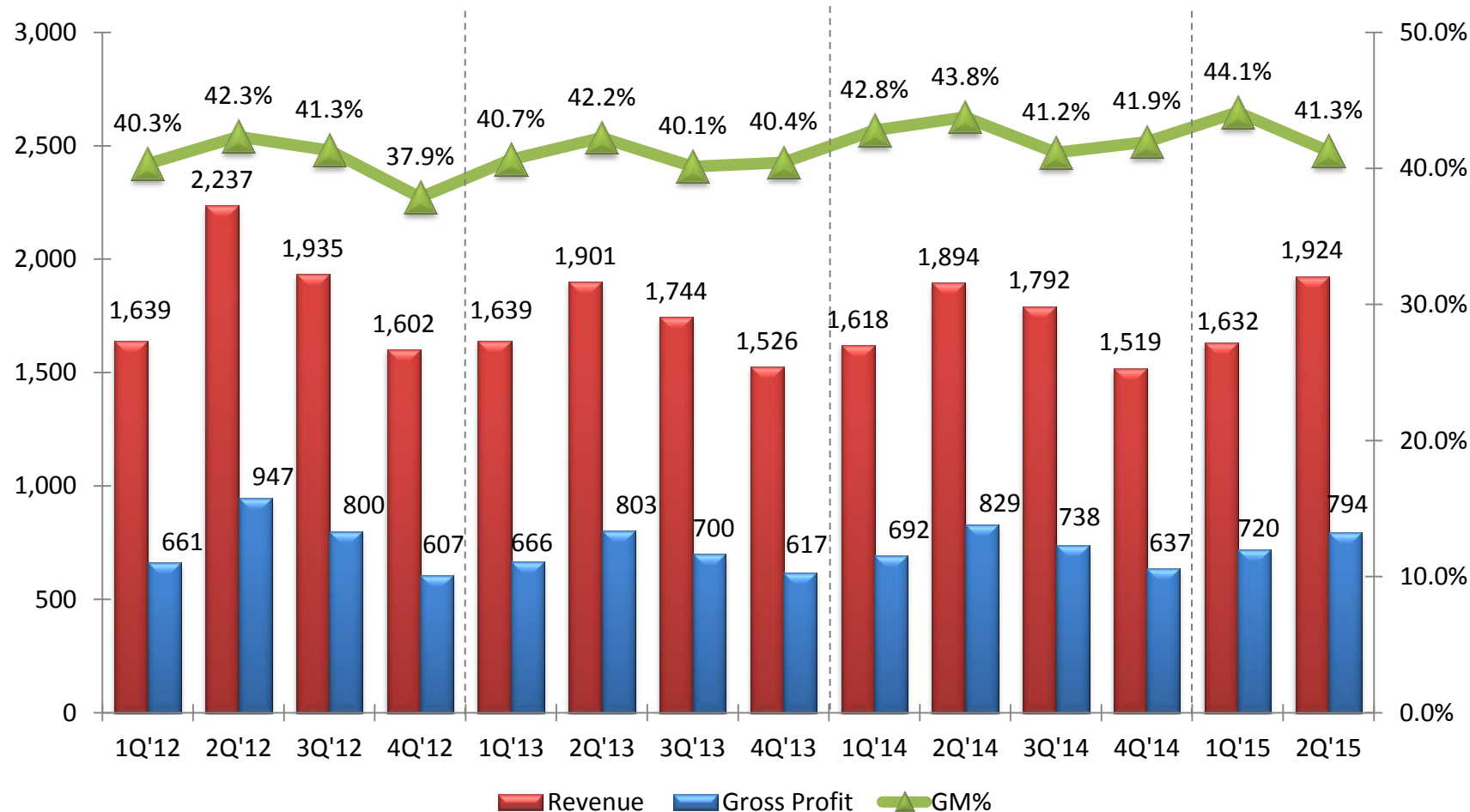
Nuvoton Consolidated Statement of Cash Flows

	2Q'15	1Q'15	QoQ change
Unit: NT\$ M	Amount	Amount	Amount
Cash Flows from Operating Activities	237	104	133
Cash Flows from Investing Activities	(34)	(35)	0
Cash Flows from Financing Activities	0	0	0
Cash & Cash Equivalents	2,010	1,808	203

Nuvoton Revenue and GM Trend - Consolidated

Revenue/Gross Profit (NT\$ M)

Gross Margin Rate

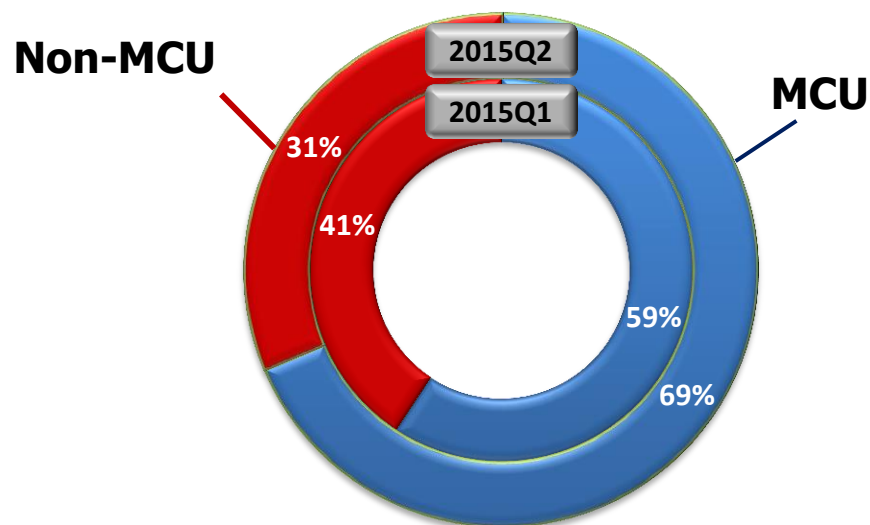




Nuvoton 2015 Q2 Business Results & 2015 Business Outlook Update

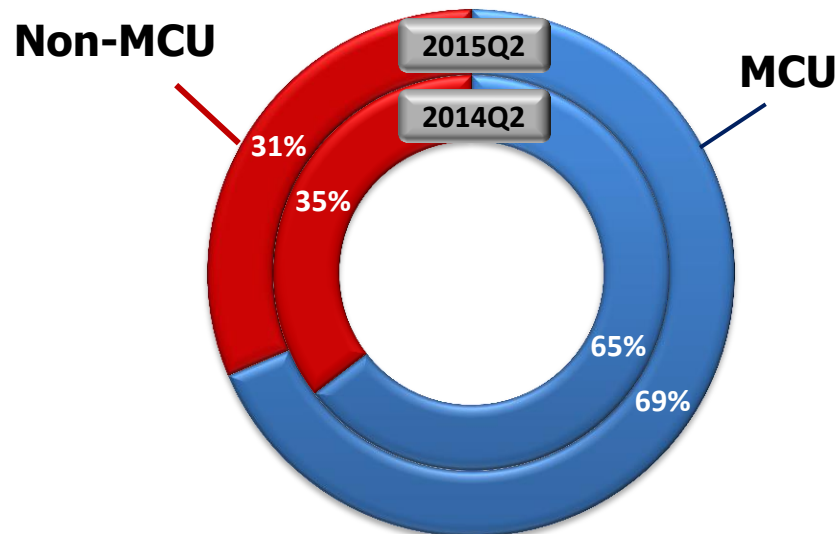
- 2015Q2 Revenue by Product
- 2015Q2 Revenue by Application
- Nuvoton 2015 Q2 Business Results
- Nuvoton 2015 Business Outlook Update





2015 Q2 Revenue by Product



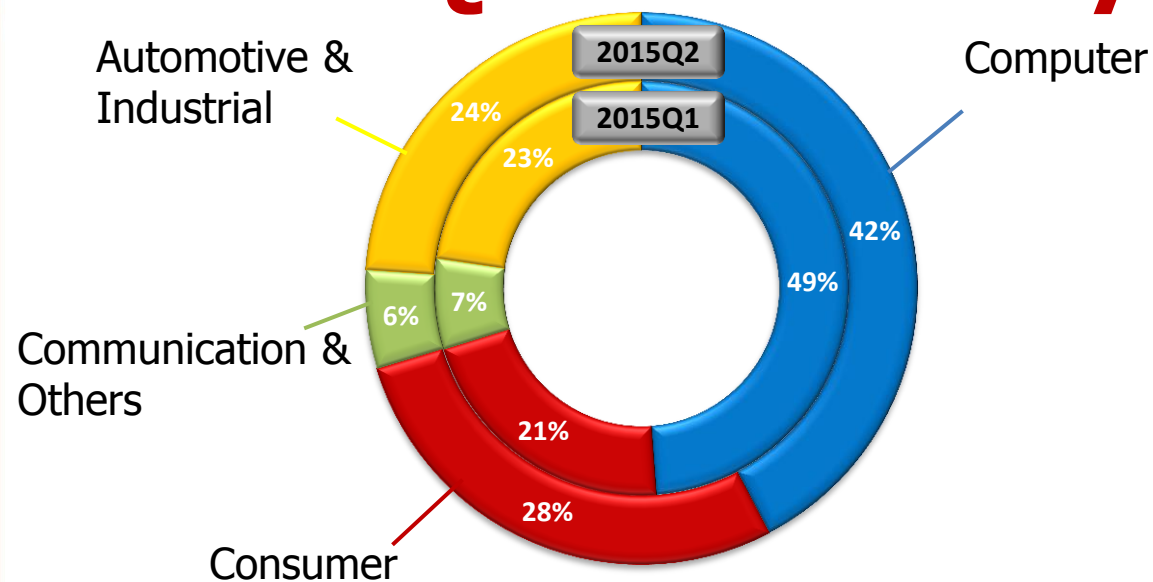
QoQ%		
	MCU	10%
	Non-MCU	-10%







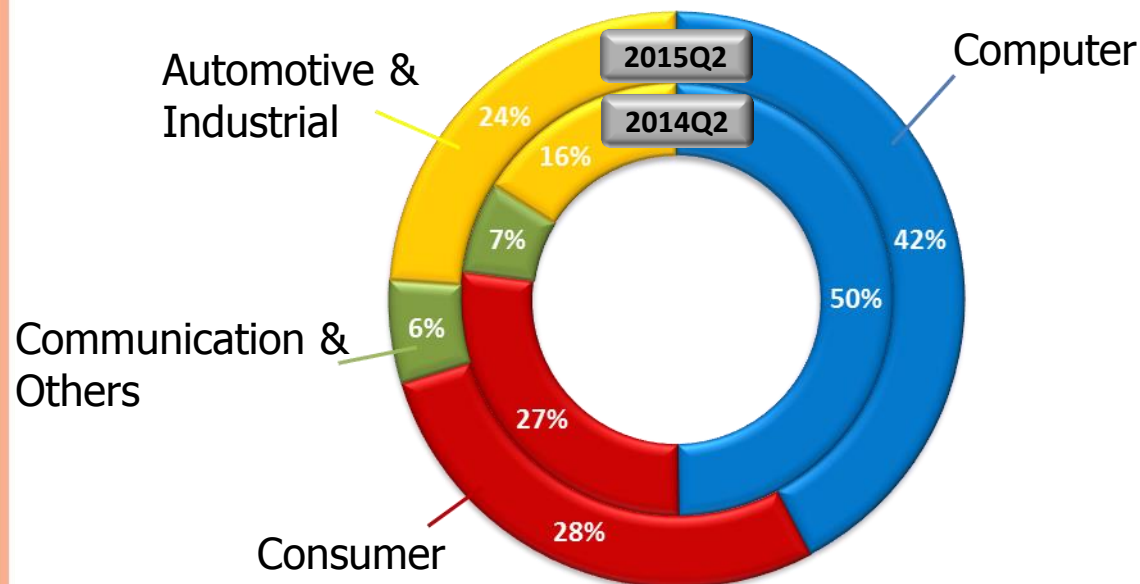
YoY%		
	MCU	4%
	Non-MCU	-4%





Note: Foundry revenue was not included in the numbers.

2015 Q2 Revenue by Application



	QoQ%	
	Computer	-7%
	Consumer	7%
	Communication & Others	-1%
	Automotive & Industrial	1%



	YoY%	
	Computer	-8%
	Consumer	1%
	Communication & Others	-1%
	Automotive & Industrial	8%

Note: Foundry revenue was not included in the numbers.

Nuvoton 2015Q2 Business Results (1)

2015Q2 QoQ: Revenue +17.9%, Gross Margin Rate -2.8%, EPS +0.31

YoY: Revenue + 1.6%, Gross Margin Rate -2.5%, EPS -0.10

- **Key for Revenue Increase**
 - Traditional High Season for Consumer Electronics and Foundry Business (for QoQ)
 - The Growth of ARM® Cortex® - M0 32-bit MCU Applying on Model Airplanes, ETC, Personal Healthcare Devices and Wireless Connectivity Modules
 - The Growth of ARM® 9 Video SoC for Flying Cameras, IP CAM and Video Door Phones
 - Incremental Demand for TPM (Trusted Platform Module) IC
- **Key for Gross Margin Rate Decrease**
 - Product Mix and Inventory Adjustment

Nuvoton 2015Q2 Business Results (2)

- **2015Q2 Main Achievements**

- The Launch of Higher Cost/Performance ARM® Cortex® - M4 M451 Series MCU for High Performance and Precision Applications
- Shipment of ARM® 9 SoC and ARM® Cortex® - M0 MCU for Flying Cameras and Model Airplanes
- The Launch of Ultra-Low Power Audio CODEC IC for Portable Audio Applications
- The Pilot Production of ARM® Cortex® - M4 Based SIO/EC for PCs
- The TPM 1.2 (Trusted Platform Module) IC passed Common Criteria EAL4+ Certification
- The Pilot Production of Low Power Light Sensor Process for Mobile Devices (Foundry Service)

Nuvoton 2015 Business Outlook Update

- **New Products and Activities**

- ARM® Cortex® - M0 32-bit MCU for Wireless Charger, Model Airplanes and OBD (On-Board Diagnostics)
- MCU with LCD Driver for Smart Home Appliances
- Audio CODEC IC for PCs and M2M Applications
- TPM (Trusted Platform Module) IC, Power IC and SIO/EC for Intel® Skylake Platform
- TPM 2.0 IC for Desktop, NB and Server
- Nuvoton MCU Applications Roadshow for Taiwan and China Customers

- **New Foundry Service Processes**

- 0.35um 40V/60V/80V BCD Processes
- 0.35um Process for Motor Drivers

Questions & Answers

- Company website
Nuvoton: www.nuvoton.com

